

INSTALLATION AND SERVICE MANUAL

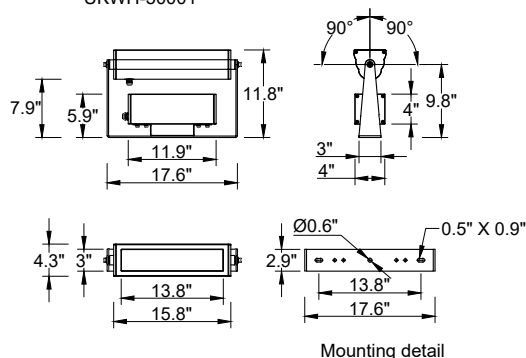
LIGMAN
NORTH AMERICA

For Installation of KWH 7,8,9,10,11,12 floodlights.

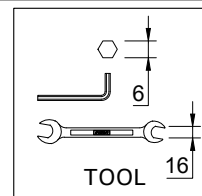
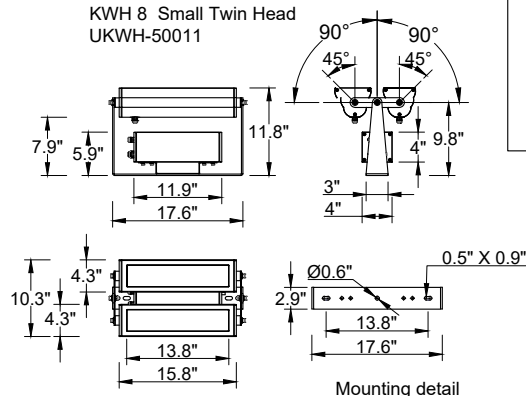
Model. UKWH-50001, UKWH-50011, UKWH-50021, UKWH-50031, UKWH-50041 and UKWH-50051

Product drawing (dimensions) SUITABLE FOR WET LOCATIONS

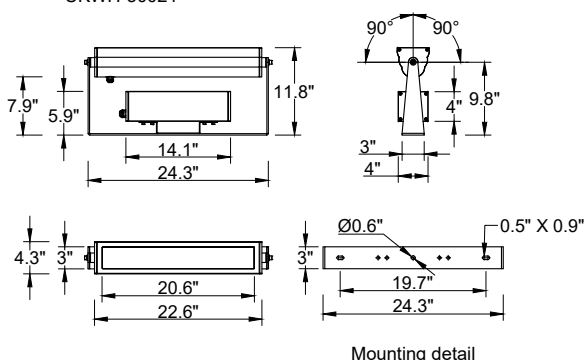
KWH 7 Small Single Head
UKWH-50001



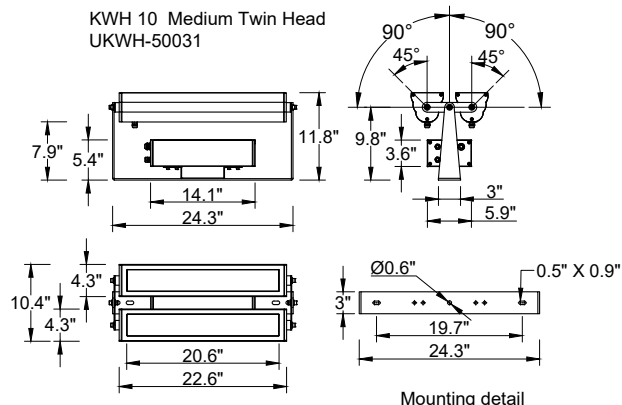
KWH 8 Small Twin Head
UKWH-50011



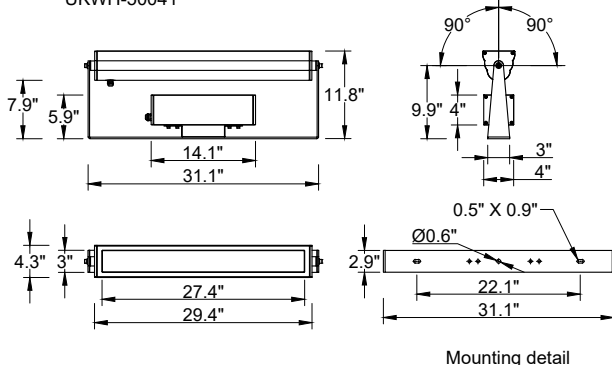
KWH 9 Medium Single Head
UKWH-50021



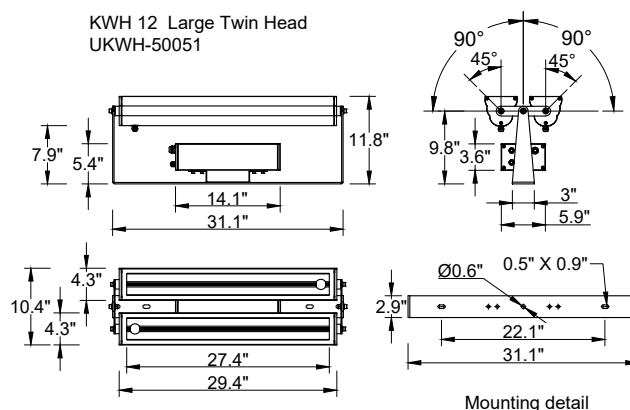
KWH 10 Medium Twin Head
UKWH-50031



KWH 11 Large Single Head
UKWH-50041



KWH 12 Large Twin Head
UKWH-50051



Notice to installer :

- 1.WIRING INSTRUCTIONS Warning : RISK OF FIRE AND ELECTRICAL SHOCK. : FIXTURE MUST BE INSTALLED BY A QUALIFIED ELECTRICIAN ONLY>FIXTURE IS INTENDED FOR INSTALLATION IN ACCORDANCE WITH THE NATIONAL ELECTRICAL CODE, LOCAL AND FEDERAL CODE SPECIFICATIONS. DISCONNECT POWER BEFORE SERVICING.**
- 2.This fixture has a VOLTAGE SPECIFIC BALLAST,Check that the supply voltage is the same as the installed ballast voltage.**

Ligman Lighting USA

7144 NE Progress Court, Hillsboro
Oregon, 97124, USA
Tel : 503 645 0500 | Fax : 503 645 8100

